

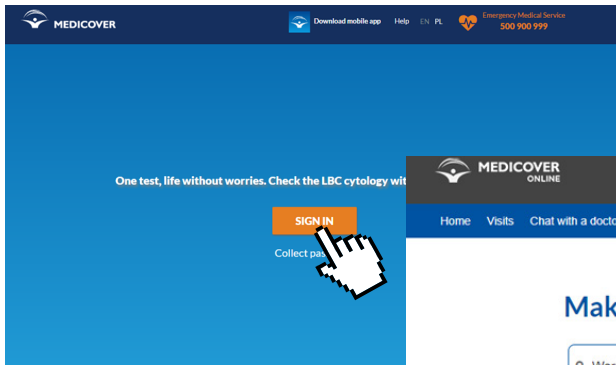


# MANAGE HEALTHCARE SERVICES FOR YOUR ENTIRE FAMILY

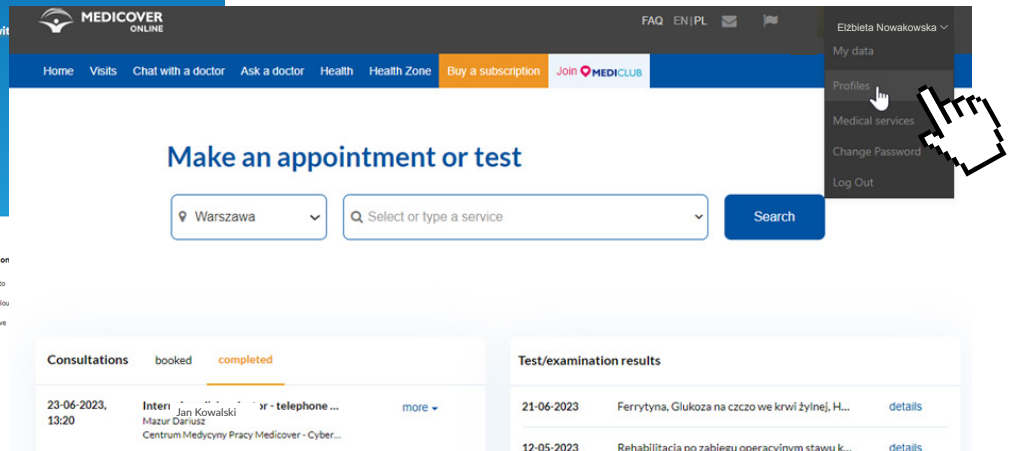
with the family profile  
in Medicover OnLine

## HOW TO ADD THE ACCOUNTS OF YOUR CHILDREN AND LOVED ONES TO YOUR PROFILE?

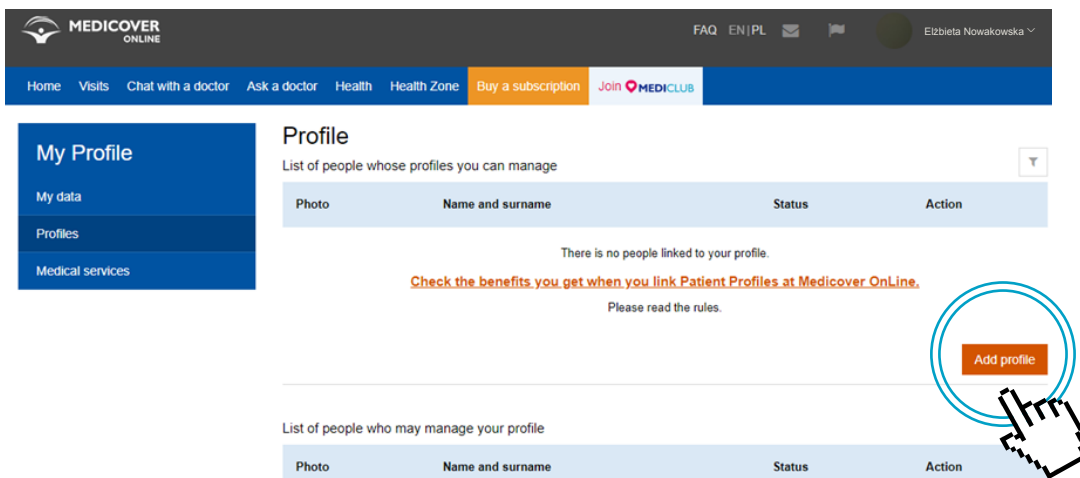
1. Log in to Medicover OnLine  
at mol.medicover.pl



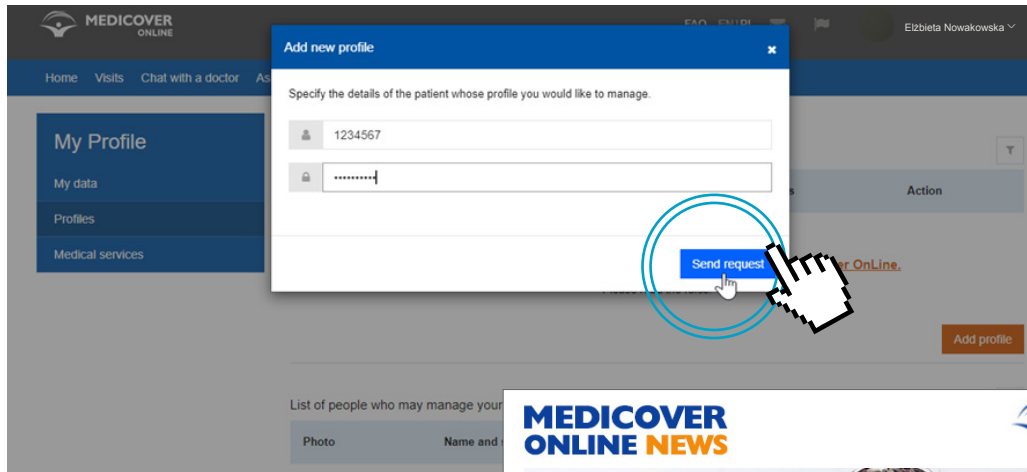
2. In the top right corner, click on your  
personal data and select "Profiles".




3. Click on the "Add profile" button.



4. In the new window, enter your child's or your loved one's card number and the password to their Medcover OnLine account. Having entered the data, click on "Send the request".



5. An e-mail will be sent to your child's/loved one's account with the request to accept the merger of your profiles in Medcover OnLine.



6. Having given their consent to merge the profiles, the added person will be transferred to Medcover OnLine where, after logging in to their profile, they will finally confirm the merger.

7. Done – your profiles have been merged!